LASER+UNWINDER

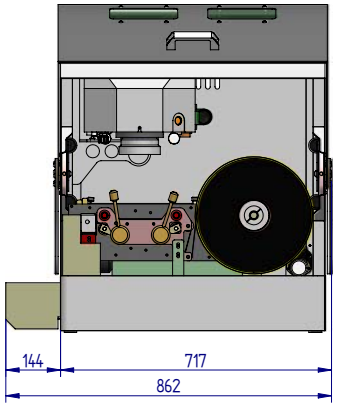

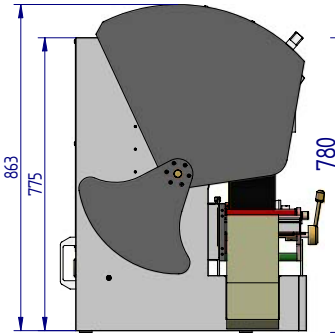

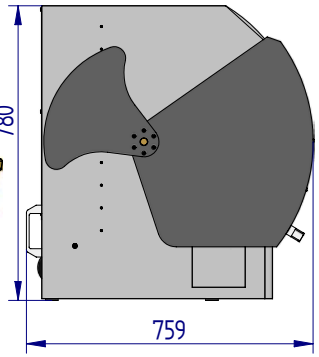

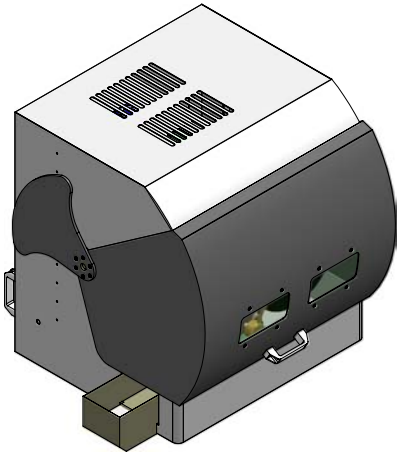

LASER+TALLY

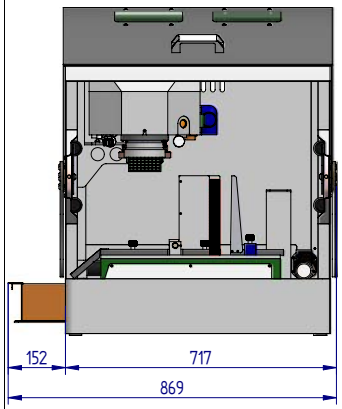

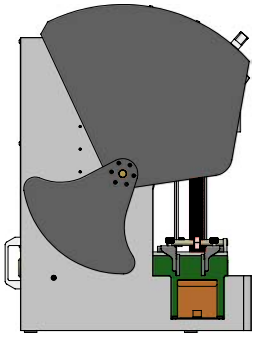

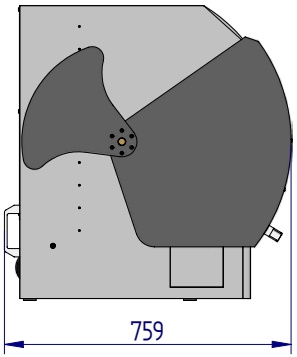

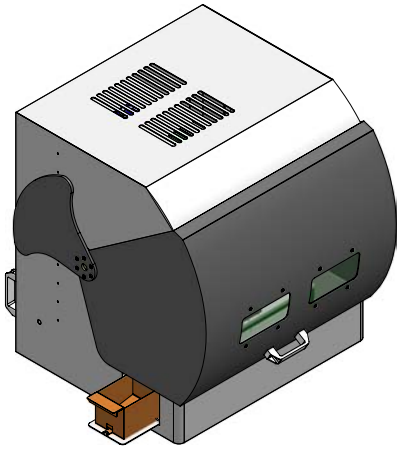

LASER+TABLE X-Y

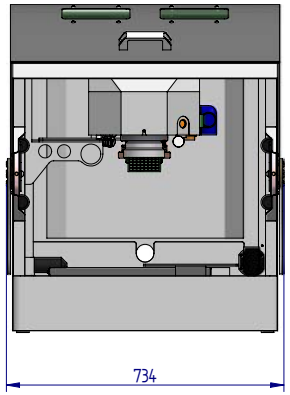

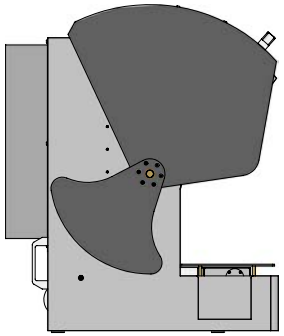

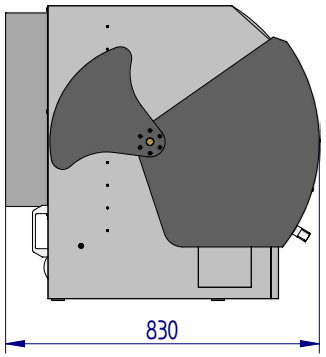

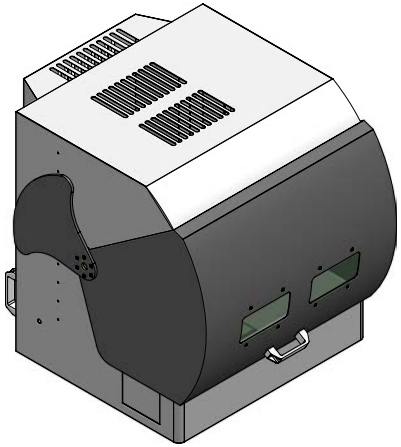

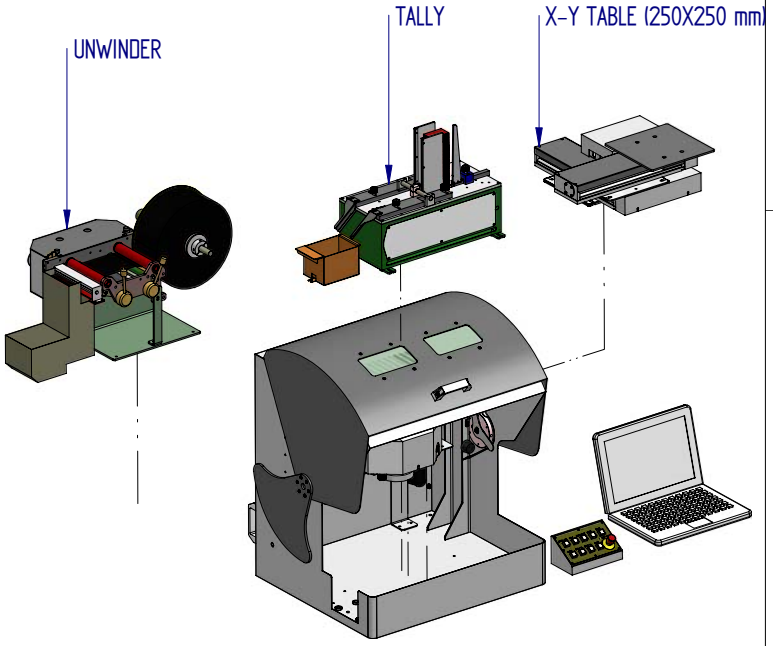

Pos.	Denominazione	Materiale	Massa (Kg)
.			0.0 kg

Trattamento superficiale / trattamento termico

TOLLERANZE GENERALI PER LAVOR. DI MACCHINA

Descrizione		Dimensioni mm.	Toll.gen.
PASSO DELLE FORATURE	±0.10	0 a 6	±0.05
SPIGOLI SMUSSATIO RACC.	0.3÷0.8	> 6 a 30	±0.10
RACCORDI CONCAVI	0.5÷0.8	> 30 a 120	±0.15
PARTI CONASSI COMUNI	0.1/100	> 120 a 315	±0.20
// SUPERFICI /ASSI	0.1/100	> 315 a 1000	±0.30
// SUPERFICI /SUPERFICI	0.2/100	> 1000 a 2000	±0.50
PLANARITA'	0.1/100	> 2000 a 4000	±1
		> 4000	±1.5
		da 1" a 360°	±5'
		fori esterni	h12
		fori interni	H12

SENZA IL NOSTRO CONSENSO QUESTO DISEGNO NON PUO' ESSERE COPIATO, RIPRODOTTO O MOSTRATO A TERZI

LASERBERG ®

Disegnato	Data	Scala
ARCAINI A.	02-10-2012	1:

DENOMINAZIONE DEL PARTICOLARE

LABLE LASER SPECIAL

NUMERO DISEGNO	Rev.
G105001-016	A

G105001-016.dfA2